

# ||| Abako





Rivestimenti / Panels / Revêtements / Verkleidungen



## Finiture standard / Standard Finishings / Décors standard / Standard Dekore


Finiture Nobilitate / Melamine Plasterboard Finishings / Finitions en mélaminé / Melaminbeschichtete Platten



1



2



3



4

1/Baniano (BN); 2/Rovere Sbiancato (RS); 3/Bianco (BO); 4/Quercia (QA).  
1/Banian (BN); 2/Bleached Durmast (RS); 3/White (BO); 4/Oak (QA).  
1/Banian (BN); 2/Chêne clair (RS); 3/Blanc (BO); 4/Chêne (QA).  
1/Banyan (BN); 2/Gebleichtes Eichenholz (RS); 3/Weiß (BO); 4/Eichenholz (QA).

Profili di finitura e anta porta / Finishing Profiles and Door Leaf Finishings / Profils de finition et porte / Vollendungsprofilen und Tür



1

1/Argento - RAL 9006.  
1/Silver - RAL 9006.  
1/ Argent - RAL 9006.  
1/ Silber - RAL 9006.

Finiture a richiesta / Finishings on request / Finitions sur demande / Dekore auf Anfrage





29




30




31




32



33




34




35



36



37



38



39



1/Caramello spatolato (CA); 2/Rosso spatolato (RSP); 3/Verde spatolato (VE); 4/Ocra spatolato (OC); 5/Zenzero spatolato (ZE); 6/Bianco perla (BP) RAL 1013; 7/Crema (CR) RAL 1015; 8/Rosso puro (RP) RAL 3001; 9/Grigio beige (GB) RAL 7006; 10/Grigio grafite (GG) RAL 7024; 11/Grigio luce (GL) RAL 7035; 12/Bianco latte (BL) RAL 9016; 13/Bianco Ghiaccio (BG); 14/Grigio Chiaro (GCH); 15/Verde acqua (VA); 16/Porcellana decorata (PD); 17/Grigio cemento (GCM); 18/Cemento (CM); 19/Grigio spazzolato (GS); 20/Grigio cenere (GCE); 21/Acero (BA); 22/Betulla (BE); 23/Ciliegio chiaro (CC); 24/Ciliegio scuro (CB); 25/Fumé (FU); 26/Melo (ME); 27/Melo venato (MV); 28/Noce chiaro (NC); 29/Noce scuro (NB); 30/Ontano (ON); 31/Pero chiaro (PC); 32/Pero scuro (PB); 33/Quercia rosa (QR); 34/Quercia sbiancata (QS); 35/Quercia scura (QBV); 36/Rovere scuro (RB); 37/Tabacco (TA); 38/Wengè (WG); 39/Zebrano (ZE).  
1/Tadelakt Caramel (CA); 2/Tadelakt Red (RSP); 3/Tadelakt Green (VE); 4/Tadelakt Ochre (OC); 5/Tadelakt Ginger (ZE); 6/Pearl White (BP) RAL

1013; 7/Cream (CR) RAL 1015; 8/Pure Red (RP) RAL 3001; 9/Beige Grey (GB) RAL 7006; 10/Graphite Grey (GG) RAL 7024; 11/Light Grey (GL) RAL 7035; 12/Milk White (BL) RAL 9016; 13/Ice White (BG); 14/Grey (GCH); 15/Water Green (VA); 16/Damask China (PD); 17/Concrete Grey (GCM); 18/Concrete (CM); 19/Brushed Grey (GS); 20/Ash Grey (GCE); 21/Oak (BA); 22/Birch (BE); 23/Light Cherry (CC); 24/Dark Cherry (CB); 25/Smoky Grey (FU); 26/Apple (ME); 27/Greined Apple (MV); 28/Light Walnut (NC); 29/Dark Walnut (NB); 30/Alder (ON); 31/Light Pear (PC); 32/Dark Pear (PB); 33/Pink Oak (QR); 34/Bleached Oak (QS); 35/Dark Oak (QBV); 36/Dark Maple (RB); 37/Tobacco (TA); 38/Wengè (WG); 39/Zebrano (ZE).  
1/Tadelakt Caramel (CA); 2/Tadelakt Tomate (RSP); 3/Tadelakt Amande (VE); 4/Tadelakt Vanille (OC); 5/Tadelakt Gingembre (ZE); 6/Mastic (BP) RAL 1013; 7/Crème Classique (CR) RAL 1015; 8/Rouge Cerise (RP) RAL 3001; 9/Pierre de lune (GB) RAL 7006; 10/Gris Flanelle (GG) RAL 7024; 11/Gris Tourterelle (GL) RAL 7035; 12/Blanc Chamonix (BL)

RAL 9016; 13/Blanc Sancy (BG); 14/Gris Paloma (GCH); 15/Vert d'Eau (VA); 16/Damask Porcelaine (PD); 17/Béton Gris (GCM); 18/Béton Naturel (CM); 19/Brossé Gris (GS); 20/Fruitier Cendré (GCE); 21/Erable Blanc (BA); 22/Bouleau Doré (BE); 23/Fruitier Naturel (CC); 24/Fruitier Ambré (CB); 25/Tulipier Fumé (FU); 26/Pommier de Honfleur (ME); 27/Cœur de Pommier (MV); 28/Noyer Vénitien (NC); 29/Noyer Tropical (NB); 30/Aulne Naturel (ON); 31/Poirier des Flandres (PC); 32/Poirier du Calvados (PB); 33/Cérusé Rosé (QR); 34/Chêne de Fil Naturel (QS); 35/Chêne de Fil Brun (QBV); 36/Chêne Foncée; 37/Tulipier Tabac (TA); 38/Wengé (WG); 39/Zebrano Ambré (ZE).  
1/Tadelakt Goldbraun (CA); 2/Tadelakt Rot (RSP); 3/Tadelakt Grün (VE); 4/Tadelakt Ockergelb (OC); 5/Tadelakt Ingwer (ZE); 6/Perlweiß (BP) RAL 1013; 7/Cremefarbe (CR) RAL 1015; 8/Reinrot (RP) RAL 3001; 9/Beigegrü (GB) RAL 7006; 10/Graphitgrü (GG) RAL 7024; 11/Lichtgrü (GL) RAL 7035; 12/Milchweiß (BL) RAL 9016; 13/Eisweiss (BG); 14/Hellgrü

(GCH); 15/Karibik blau (VA); 16/Damaskus Porzellan (PD); 17/Zementgrü (GCM); 18/Zement (CM); 19/Gebürstetes Grü (GS); 20/Aschgrü (GCE); 21/Ahorn (BA); 22/Birke (BE); 23/Helles Kirschenholz (CC); 24/Dunkles Kirschenholz (CB); 25/Fumé (FU); 26/Apfelbaumholz (ME); 27/Geädertes Apfelbaumholz (MV); 28/Heller Nussbaumholz (NC); 29/Dunkler Nussbaumholz (NB); 30/Erle (ON); 31/Heller Birnbaumholz (PC); 32/Dunkler Birnbaumholz (PB); 33/Rosa Eichenholz (QR); 34/Gebleichtes Eichenholz (QS); 35/Dunkles Eichenholz (QBV); 36/Dunkler Stieleiche (RB); 37/Tabakbraun (TA); 38/Wengé (WG); 39/Zebrano (ZE)



